



JOHN I. SMITH K-8 CENTER 4TH GRADE 2024 PARENT F.A.S.T PRESENTATION



- ✓ The Grade 4 Florida Assessment of Student Thinking (F.A.S.T.) Assessment is aligned to the NEW B.E.S.T. standards in Reading, Math, and Writing.
- ✓ The F.A.S.T. Assessment is a computer based adaptive test; which means questions will become harder as students successfully answer questions. Questions will become easier, if questions are answered incorrectly. This will result in higher or lower achievement levels.
- ✓ Achievement Levels 1-5 will be reported after every F.A.S.T. Assessment is completed. Parents have access to the reports of student achievement via the student portal.

Achievement Levels




Inadequate:	Below Satisfactory:	On-Grade-Level:	Proficient:	Mastery:
Highly likely to need substantial support for the next grade/course	Likely to need substantial support for the next grade/course	May need additional support for the next grade/course	Likely to excel in the next grade/course	Highly likely to excel in the next grade/course

PERFORMANCE LEVELS

WHAT ASSESSMENTS WILL MY 4TH GRADER TAKE?

FAST is a computer-based assessment administered three times this year in:

- Writing
- English Language Arts (ELA)
- Mathematics



ADMINISTRATION SCHEDULE



- Writing - April 9, 2024
- ELA – May 3, 2024
- Math – May 21, 2024

FAST PM 3 Session Times

Subject Being Tested	Number of Days of Testing	Number of Sessions	Minutes Per Session
Reading (ELA)	1	1	120 Minutes
Math	1	1	100 Minutes
Writing	1	1	120 Minutes (Additional 90 Minutes)

- SPED Students will be following the accommodations listed on their IEP or 504 Plan.
- ELL Students will be following accommodations set forth by the state.

NEW

WRITING

Sample of Expository Writing Prompt

Grade 4 Expository Writing Prompt: The Arts

Writing Prompt

The arts are different types of creative activity, such as painting, music, drama, literature, and dance.



Write an expository essay about how people use the arts to express themselves.

NEW

WRITING

Source 1: The Power of Painting

by Jason Torres

Painting has a lot of power. People everywhere use it to tell their stories. They communicate their feelings through pictures. Painting can bring together people who don't have the same experiences. It can help them understand what makes them different. It can also show them what they have in common.

Famous painters usually don't create art to become famous. They paint because it is meaningful to them. They become famous because other people relate to their art. People won't like everything artists make. Most artists think that's okay. Art is a way to express their ideas. Artists share their work hoping others will see those ideas too, or see another idea in the same art. They know it won't always happen. An artist's work may make one person sad and another person happy. As long as it makes someone feel something, it is art.

Frida Kahlo was a famous Mexican painter. She went through many struggles in her life. Her art helped her understand her difficult feelings. Frida said, "The only thing I know is that I paint because I need to, and I paint whatever passes through my head without any other consideration." She painted many portraits of herself. Self-portraits can help artists understand and show how different life events make them feel. Art students, **historians**, and many other people spend a lot of time looking at Frida's art. Sometimes they have been through the same events as she painted. Sometimes they haven't. Either way, the paintings communicate emotions.

Painter Cy Thao also found art to be a helpful tool. He went to an American school but didn't speak English yet. He learned to use drawings to communicate with his classmates. He drew about his thoughts and feelings. This helped the other students have a better understanding of who he was and what was important to him. As Cy got older, he kept making art to relate to people around him. His paintings are not as famous as Frida Kahlo's. Still, they tell his story. His art matters because it brings him closer to others.

5

Painting and drawing aren't the only ways to show feelings with art. Art can be written, spoken, or sung. Musicians who write new songs are artists. Actors in plays and movies can be artists. However artists express themselves, their art has the power to connect people in ways that simply talking cannot always do. Art is powerful because it brings people together, and because anyone can be an artist.

Glossary

historians: people who study and write about history

"The Power of Painting" by Jason Torres. Written for educational purposes.

Source 2: A Picture Is Worth a Thousand Words . . . and So Are a Dance, and a Song, and . . .

by Annabel Wildrick

How many ways are there to tell a story? Let's start with two: spoken words and written words. But did you know that stories can also be told through other forms of art? Have you ever heard the expression, "A picture is worth a thousand words"? In fact, many paintings, drawings, and photographs tell stories. . . .

What about dance? Many dancers tell stories with their bodies. As they move, they can express happiness, pain, sadness, excitement, and any other emotions. Some stories are told by individual dancers. Other stories are told by pairs or groups of dancers performing together.

With dance usually comes music, which can help tell the story. Of course, music often tells a story on its own. Some music—love songs, for example—have words that make the story obvious. Other music is instrumental, which means it has no words. This kind of music can tell stories just as well as music with words can. As you listen, you can feel the story that the music is telling. The fascinating thing about instrumental music is that the story can change depending on how you are feeling when you listen to it. The same song might make you feel scared one day and excited another day.

Excerpt from "A Picture Is Worth a Thousand Words . . . and So Are a Dance, and a Song, and . . ." by Annabel Wildrick, from *Assembled*. Copyright © 2009 by Cengage Publishing Company. Reprinted by permission of Cengage Publishing Company via Copyright Clearance Center.

Source 3: Silent Dance: Dancing with the Deaf

by Nancy Bo Flood

You don't have to hear in order to dance. Many kids who are deaf love to move, twist, and turn with the music—they feel the beat. Like anyone else, they can become dancers—modern, ballet, or dancing just for the fun of it.

Zenon Dance Company in Minneapolis, Minnesota, teaches dance to deaf students. Megan Flood, a professional dancer and teacher, explains, ". . . students who are deaf often learn dancing faster than students who hear."

"Movement is part of the daily language for the deaf," Flood said. "Their talking is physical and visual. They talk with their hands and then watch . . . when the other person answers. When a hearing person starts learning to dance, it is often new and uncomfortable to show what you feel by moving your body. The deaf do this all the time. Also, the deaf watch **intensely**. Their eyes are their . . . windows to the world. . . . These skills are important 'learning to dance' skills."

So, feel that beat and . . . dance!


NEW

WRITING

Sample of Argumentative Writing Prompt

Grade 4 Argumentative Writing Prompt: Bikes in Your Community

The passages you read were about bike sharing.



Write an argumentative essay about whether a bike sharing program would work in your community.

NEW

WRITING

Bikes in Your Community

Source 1: Bike Sharing Programs

- 1 Bike sharing programs allow people within a city to use bikes for a fee. People in Europe have been using bike sharing programs for years. Bike sharing stations have started to pop up in many of our own cities, too. This creative idea has been spreading across the country over the past few years. At the beginning of 2013, there were 22 programs running in American cities. Because the idea is so popular, people think that the number of programs will double very soon. These cities have other types of public transportation, too, such as subways and buses.
- 2 Bike sharing programs were started so that people would be able to use a bike easily when they needed one. The programs give people the option to use bikes to travel short distances around a big city. There are many bike stations that are set up in the city. People take a bike out of one station, use it for some time, and then return it to another station within the city.
- 3 People can use the bikes on any day and at any time. All of the stations are self-service stations. Each "dock," or area that holds the bikes, has an electronic machine. This machine takes payment from the customer and releases one of the bikes. The machine also starts to track the time that the bike is being used. The machine at the dock where the bike is returned can then calculate the total time the bike was in use.
- 4 Many people are using the bicycles in these programs. And cities are welcoming the stations. These are signs that bike sharing programs are a success.

Source 2: Bike Sharing: A Great Idea

- 5 New and exciting programs have started in many cities: bike sharing programs. These innovative programs allow people to borrow and use bikes for a small price. They are a wonderful idea for many reasons.
- 6 When you decide to ride a bike to get somewhere instead of driving a car, that decision brings positive changes. One change that happens is that it takes a car off the road. This helps in a few ways. For one thing, it reduces traffic. If more people decided to ride a bike to get to and from work every day, fewer cars would be on the road at the same time. Rush hour traffic might not be that bad if this happened. It also helps to get rid of some of the pollution that cars produce. Over time, having fewer cars on city streets would help the environment greatly. Just think how much cleaner the air would be if this program were successful in all the major cities in the United States!
- 7 Bike sharing is also convenient for many of us. People living in a big city might not want to buy their own bicycles. Bikes can be expensive. They are also not easy to store in a small apartment. Unfortunately, bikes often are a target to be stolen. The bike sharing program is a great way to avoid all of these problems. The cost to use the bikes in these programs is low. When you are finished using the bike, you drop the bike off at a docking station. Where you will store the bike is not a problem. Also, if you don't own the bike, you won't worry about it being stolen after you have dropped it off.
- 8 Riding a bicycle is great exercise. Even short bike trips can help people live a healthier lifestyle. Bike sharing programs make it easier for busy people to be more active. These programs also create jobs. When a bike needs to be fixed, someone will need to fix it. Who will be there to answer any questions the public may have about the programs? People will need to be hired to do these tasks. Because the programs have become so successful, hundreds of jobs have already been created. As the programs spread to other cities, the number of available jobs will increase.
- 9 Bike sharing programs add so much value to the city and the people who live and work there. More and more cities are seeing the benefits. Many of them are making plans to start a bike sharing program. It is even possible that we may one day see these wonderful programs in every large city across America!

Source 3: Bike Sharing: In Need of Repair

- 10 Bike sharing involves the use of bikes in a city for a fee. People pick up a bike at a bike docking station and then return it later to any station in the city. The number of cities with bike sharing programs continues to grow. Some of the larger cities have thousands of bikes and hundreds of stations as part of their program. At first, this sounds like a great idea, but unexpected problems have come up. Not everyone sees these programs as a good solution. They were designed to make life easier, but they have actually been causing some big headaches.
- 11 First of all, the bike docking stations are self-service, allowing people to use the bikes at any time. This means that an employee is not present at any of the stations. If something does not work properly when you try to take out a bike, nobody is there to help. This has been known to happen quite often. You can try to pay again and see if the bike will unlock the second time. You can also just leave the bike and lose your money. Calling customer service is another option, but that will take time. One of the hopes for these stations is that people will start using bicycles instead of other forms of transportation. If you need to be somewhere at a certain time, waiting to speak to a customer service representative to fix the problem is not something you would want to do. It is certainly easy to see how frustrating this can become.
- 12 Secondly, think about the space one or two bicycles take up. Then imagine thousands of them on already-crowded streets and sidewalks. That crowded picture in your head is a reality. These bikes are sitting on the street so that the public can access them. They are sitting in front of stores and apartment buildings where people live. Some docking stations hold up to 50 or 60 bicycles. These docks are taking up a lot of valuable space all over the city.
- 13 Finally, if you have ever walked around busy city streets, you know that you need to be alert. You need to watch for cars and buses, and you need to be careful not to bump into anyone walking beside you. Now, add thousands of people on bicycles. This can be a dangerous situation. The people riding the bikes may not always be experienced bike riders, either. As a result, someone could get seriously hurt.
- 14 The overall idea of the bike sharing program may be a good one. Is it worth the problems it creates, though? If people want to use a bike to get around, they have options. They can either buy their own or rent one from a bike store. Having a bike sharing program as a third option is simply not necessary.

❑ ALL students are required to complete i-Ready weekly for BOTH Reading and Math.

❑ i-Ready incentives are awarded to students who meet this criteria to motivate them for working hard on their teacher-assigned and MY PATH lessons.



FOR ADDITIONAL PRACTICE

1. Go to www.flfast.org and click Take Sample Test.

2. Click Sign In

3. Select grade 4 and click on each test for practice.



The screenshot shows the homepage of the Florida Department of Education's FAST website. The header includes the Florida Department of Education logo, the FAST logo, and navigation links for Assessment Programs, Users, and Resources. A search bar is also present. The main content area is titled "Students & Families" and provides general information about the Florida Assessment of Student Thinking (FAST). Below this, there is a section titled "Prepare for the FAST" which explains that the FAST is administered to students in grades VPK-2 and 3-10. It then presents two options: "View Sample Items for VPK-2" and "Take a Sample Test for Grades 3-10".

Students & Families

General information and resources about the Florida Assessment of Student Thinking (FAST)

Home > Students & Families

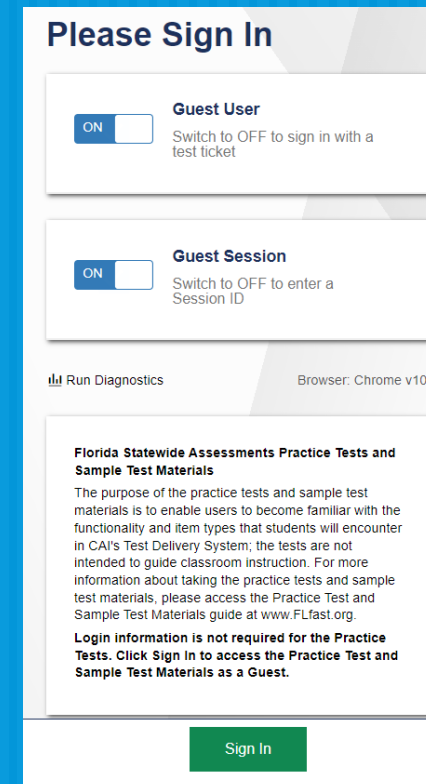
Prepare for the FAST

The FAST is administered to students in grades VPK-2 and 3-10.

Select the appropriate card to the right to view sample test items for VPK-2 or to take a sample test for Grades 3-10.

View Sample Items for VPK-2

Take a Sample Test for Grades 3-10



The screenshot shows the "Please Sign In" page. It features two toggle switches: "Guest User" and "Guest Session", both currently turned ON. Below these, there is a link to "Run Diagnostics" and a note about the browser version (Chrome v108). A large section titled "Florida Statewide Assessments Practice Tests and Sample Test Materials" explains the purpose of the practice tests and sample test materials, stating that they are intended to enable users to become familiar with the functionality and item types that students will encounter in CAI's Test Delivery System. It also provides a link to the Practice Test and Sample Test Materials guide at www.FLfast.org. At the bottom, there is a "Sign In" button.

Please Sign In

Guest User
Switch to OFF to sign in with a test ticket

Guest Session
Switch to OFF to enter a Session ID

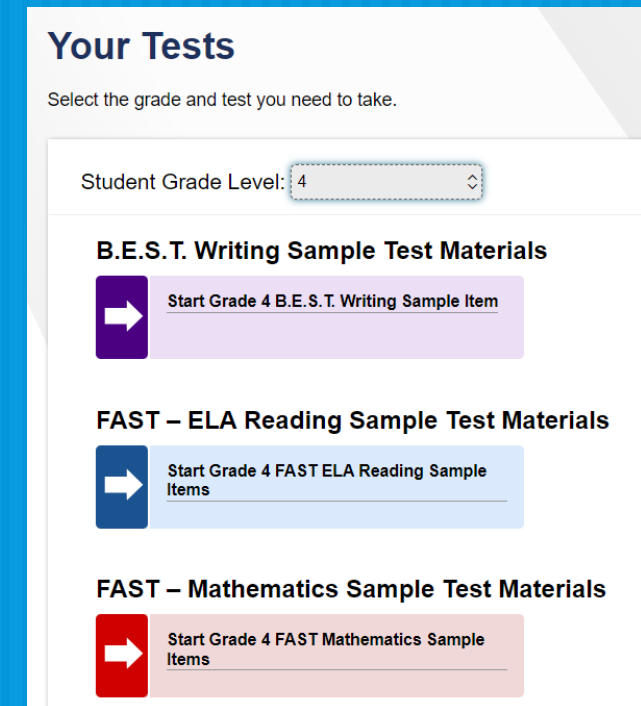
[Run Diagnostics](#) Browser: Chrome v108

Florida Statewide Assessments Practice Tests and Sample Test Materials

The purpose of the practice tests and sample test materials is to enable users to become familiar with the functionality and item types that students will encounter in CAI's Test Delivery System; the tests are not intended to guide classroom instruction. For more information about taking the practice tests and sample test materials, please access the Practice Test and Sample Test Materials guide at www.FLfast.org.

Login information is not required for the Practice Tests. Click Sign In to access the Practice Test and Sample Test Materials as a Guest.

Sign In



The screenshot shows the "Your Tests" page. It starts with a prompt to "Select the grade and test you need to take." Below this, there is a dropdown menu for "Student Grade Level" set to 4. There are three main sections, each with a button to start a sample test: "B.E.S.T. Writing Sample Test Materials" (Start Grade 4 B.E.S.T. Writing Sample Item), "FAST - ELA Reading Sample Test Materials" (Start Grade 4 FAST ELA Reading Sample Items), and "FAST - Mathematics Sample Test Materials" (Start Grade 4 FAST Mathematics Sample Items).

Your Tests

Select the grade and test you need to take.

Student Grade Level: 4

B.E.S.T. Writing Sample Test Materials

Start Grade 4 B.E.S.T. Writing Sample Item

FAST - ELA Reading Sample Test Materials

Start Grade 4 FAST ELA Reading Sample Items

FAST - Mathematics Sample Test Materials

Start Grade 4 FAST Mathematics Sample Items

HOW CAN YOU HELP YOUR CHILD AT HOME?

- **Reading**

- iReady
- Read 30 minutes daily (news articles, magazines, myON books, books etc.)
- Talk with your child about what they read
 - Text to text
 - Text to self
 - Text to world

- **Writing**

- Discuss current events
- Encourage your child to form and defend a position by supporting their point of view with facts, details and reasons from the text.

HOW TO HELP AT HOME

Mathematics

- Online tutorial video animations
- Reflex (reflexmath.com)
- iReady
- Ensure that your child is completing their home learning assignments – practice and repetition is critical in Math!
- Discuss mathematical ideas with your child and have them explain these to you using visuals.

END OF YEAR ACTIVITIES



BOWLING
FIELD TRIP



END OF THE YEAR
ACTIVITY
MORGAN LEVY PARK

Parent Climate Survey

ENGLISH

SCHOOL CLIMATE SURVEY

Take the survey and be heard today!

DUE MAY 10, 2024



<https://drs2.dadeschools.net>
Go to our website and click "Take Survey"



THANK
YOU!